
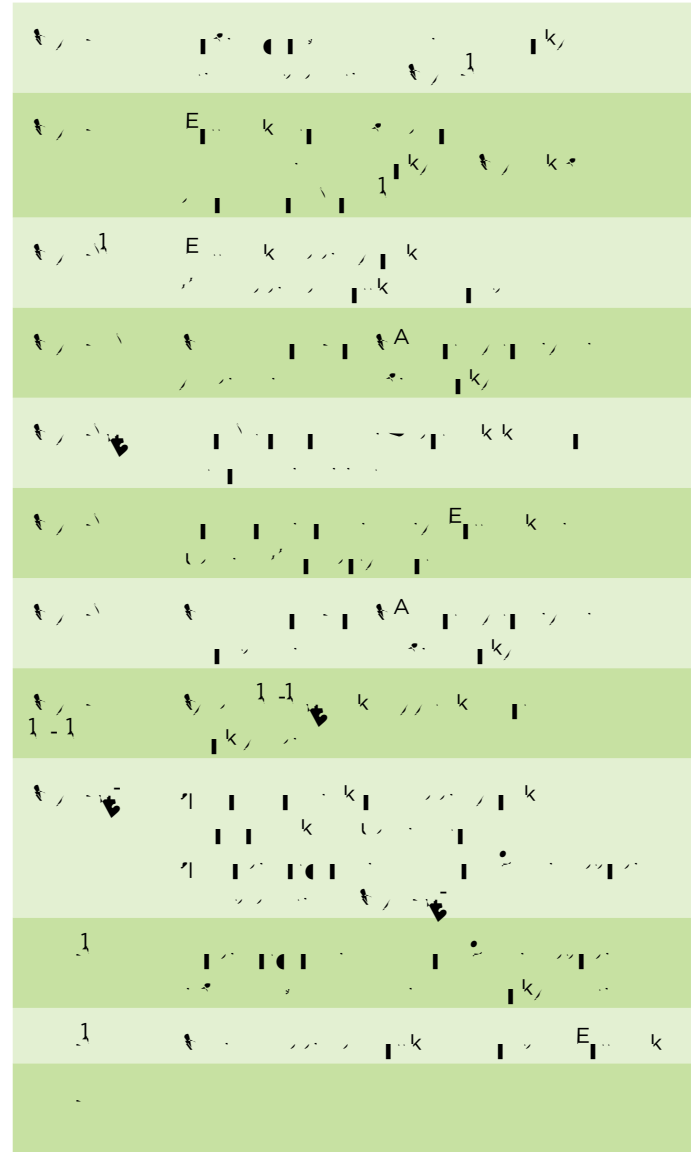


# Y - - -G

CCNM O ON O CAMP



CCNM BO CHE CAMP



N

A k 1 1 1 1

# Y - - -G

CCNM O ON O CAMP


The image shows a vertical stack of seven horizontal bars, each containing a mathematical formula. The bars alternate between light blue and teal colors. The formulas are as follows:

- Bar 1 (light blue):  $E_{1-k} \cdot k$
- Bar 2 (teal):  $E_{1-k} \cdot k \cdot \dots$
- Bar 3 (light blue):  $E_{1-k} \cdot k \cdot \dots$
- Bar 4 (teal):  $E_{1-k} \cdot k \cdot \dots$
- Bar 5 (light blue):  $E_{1-k} \cdot k \cdot \dots$
- Bar 6 (teal):  $E_{1-k} \cdot k \cdot \dots$
- Bar 7 (light blue):  $E_{1-k} \cdot k \cdot \dots$



# Y - - -G

CCNM O ON O CAMP



A k 1 1 1 1

Y - - -G


CCNM O ON O CAMP



Y - - -G

CCNM O ON O CAMP

M G (IMG) 










Y - - -G

CCNM O ON O CAMP

M G I (IMG) 






# Y - - -G

CCNM O ON O CAMP

M G (IMG)



1 1 11 - - - k Z " 1

A k I 11 11